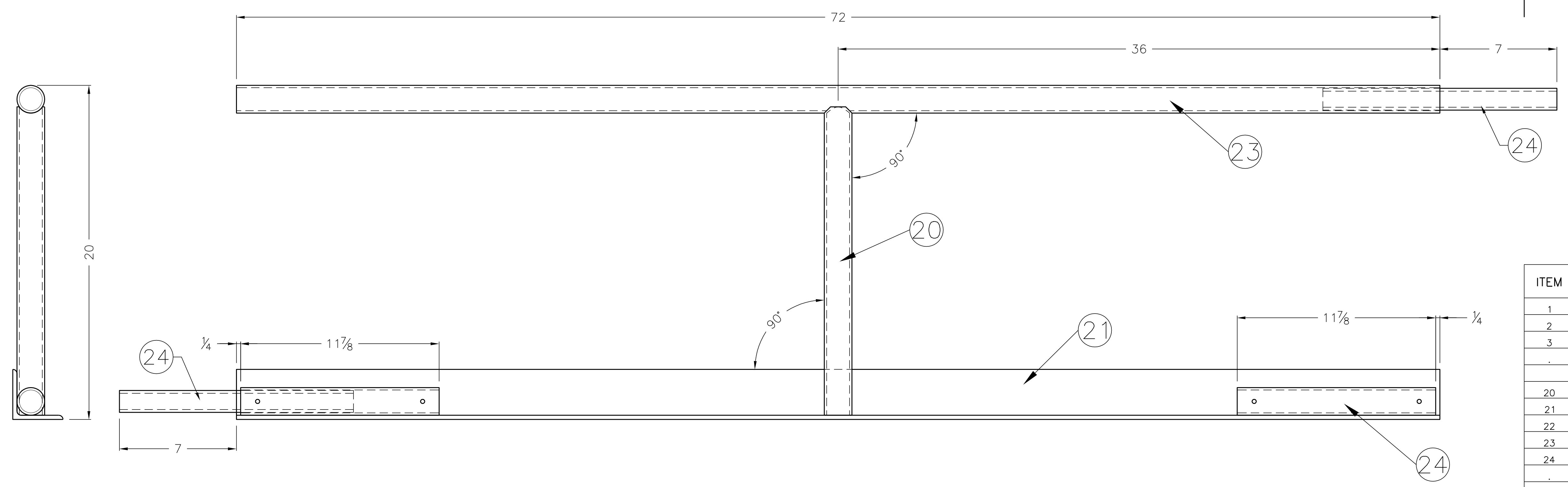
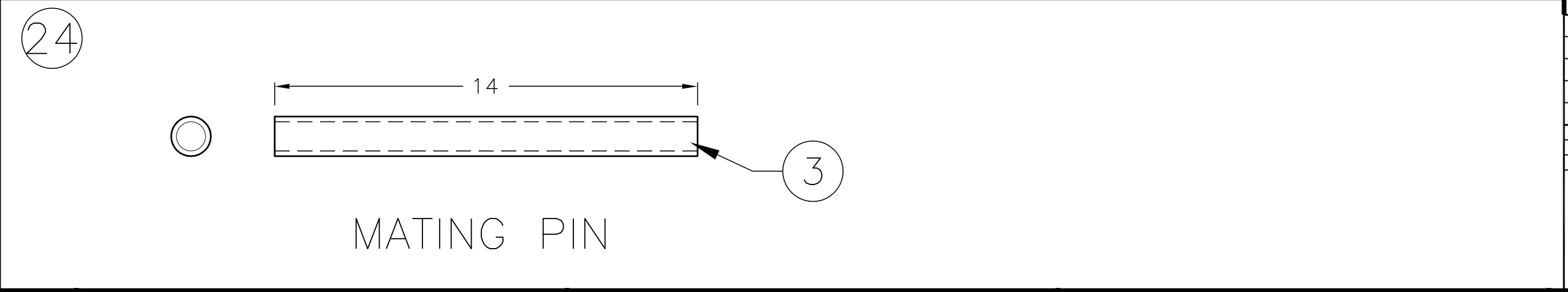
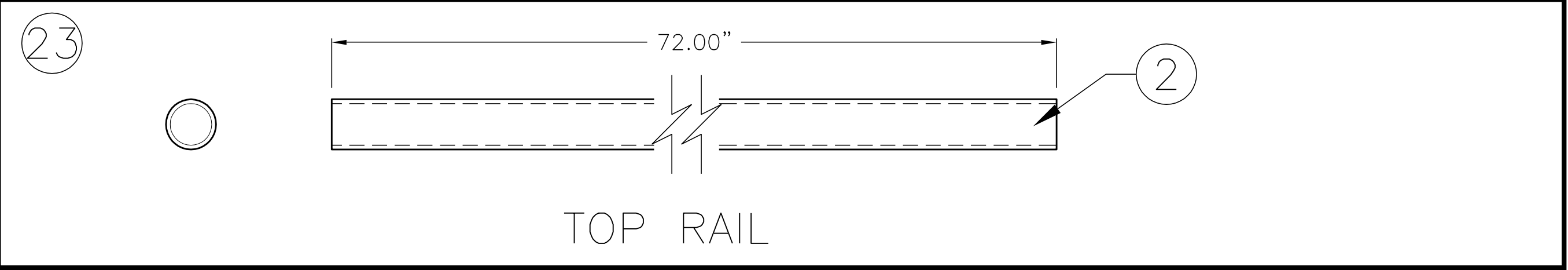
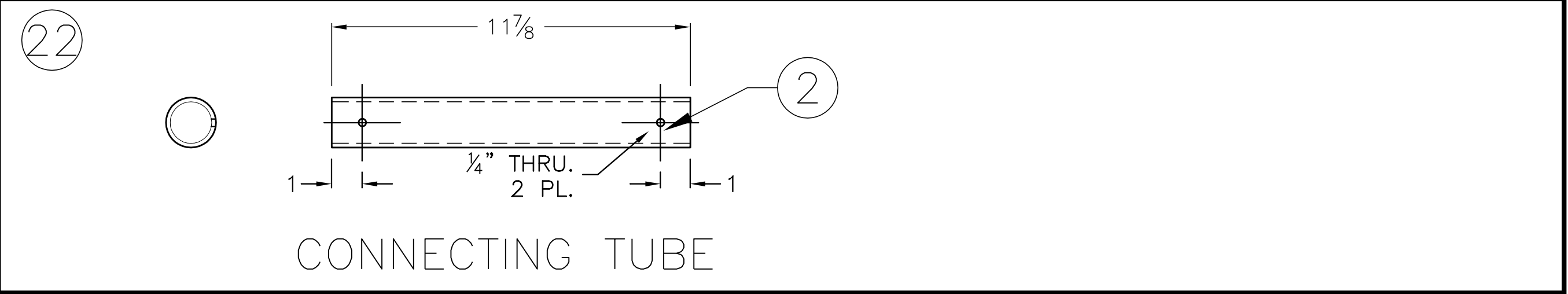

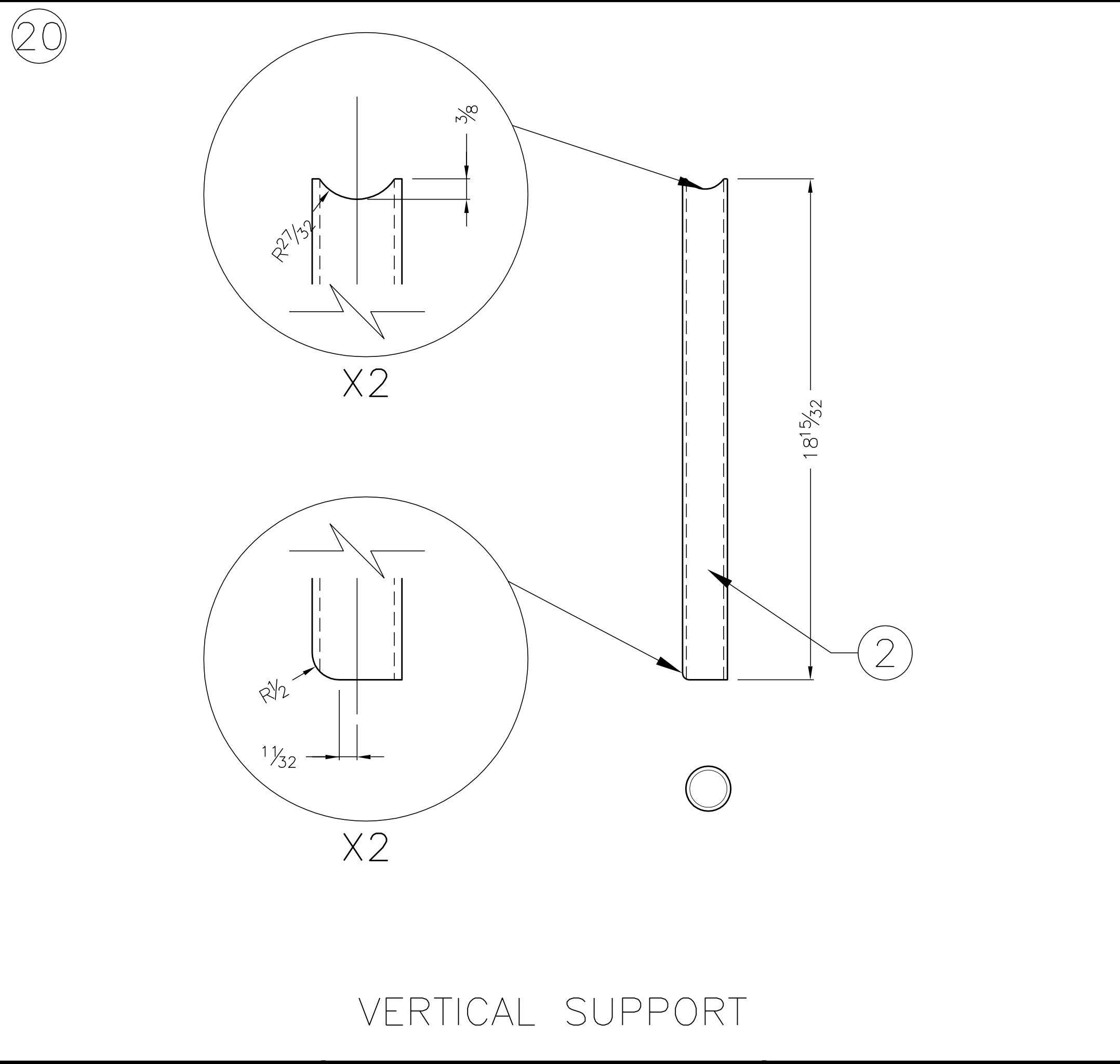


ZONE		REV	DESCRIPTION	DATE	APPROVED



ITEM	QTY.	DESCRIPTION	LENGTH	PART NO.
1	1	3"x3"x1/4" 6061-16 ALUM.	-	-
2	2	1 1/4" SCH. 40 STR.PIPE 6061-16 ALUM.	-	-
3	1	1" SCH. 40 STR.PIPE 6061-16 ALUM.	-	-
.	.	.	-	-
20	.	VERTICAL SUPPORT	-	-
21	.	BOTTOM RAIL	-	-
22	.	CONNECTING TUBE	-	-
23	.	TOP RAIL	-	-
24	.	MATING PIN	-	-
.	.	.	-	-
.	.	.	-	-



NOTE:
REMOVE ALL SHARP EDGES.

UNLESS OTHERWISE SPECIFIED		TITLE		MATERIAL	
TOLERANCE	PERPENDICULAR WITHIN	FIELD, RAIL		AS NOTED	
INCHES	PARALLEL	FABRICATION AND ASSEMBLY			
FRAC 1/64	FLAT OR STRAIGHT	DRAWN BY	DATE	SCALE	CHECKED
.00 1/2	CONCENTRIC T.I.R.	JRR	12/17/01	1:4	
.000 1/2	RADII 1/2	SIZE	D	No. F05-0007	SHEET NO. 1
.0000 1/2	HOLES 1/2				
	FSCM				

FIRST
200 Bedford Street, Manchester, N.H. 03101
(603) 666-3906 ♦ FAX (603) 666-3907