



SEAT POSITIONING UNIT BAG




Picture 1: Hex Head Bolt for Seat Positioning Unit (4), Flange Nut for Seat Positioning Unit (8)



Picture 2: Flexible Motor Shaft (2), Flexible Shaft Coupling (2)



Picture 3: (Left to right) Left Horizontal Actuator (1), Right Horizontal Actuator (1)



Picture 4: Upper Channel for Seat Positioning Unit (2)