



ELECTRONICS BAG



Picture 1: 15 Pin Solder Cup Connector (2)




Picture 2: 25 Pin Solder Connector (2)




Picture 3: Cable Tie (12), Cable Tie Mounting Base (10)





Picture 4: Circuit Breaker for Motors, 30 Amp and 20 Amp (6 of each)




Picture 5: 60A Circuit Breaker (1)




Picture 6: Diode (2)





Picture 7: Fuse Panel, 6 fuseable, 12 fuseable (1 of each)




Picture 8: Momentary Rocker Switch (4)



Picture 9: Muffin Fan, Tiny (4)



Picture 10: Limit Switch (10), Reed Switch (4)




Picture 11: Potentiometer (2)



Picture 12: Knob for Potentiometer (2)




Picture 13: Plastic Shield for 25 Pin Connector (2)



Picture 14: #22-26 AWG Ring Connector (7), #14-16 AWG Ring Connector (10), #10-12 AWG Ring Connector (20), #6 AWG Ring Connector (10)



Picture 15: Servo and Hardware (2)



**Picture 16: 22-18 AWG Red Spade Connector (Female (9), Male (10)) ,
16-14 AWG Blue Spade Connector (Female (7), Male (8))**



Picture 17: Wire Nut (10)



Picture 18: World-Beam Diffuse Sensor (2)